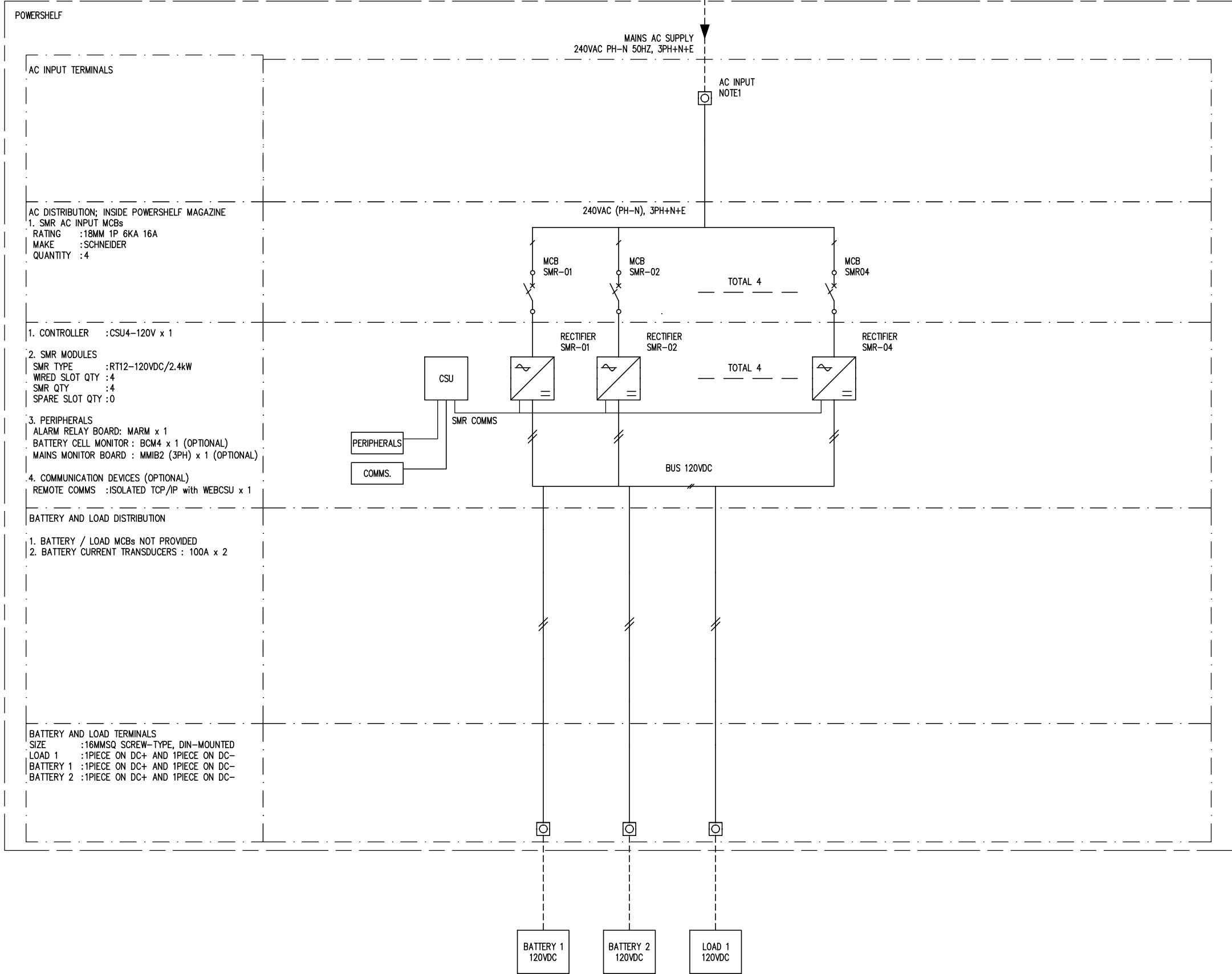


NOTE1: (AC INPUT TERMINALS)
 1. TERMINALS ARE 4SQMM SCREW-TYPE, DIN-MOUNTED FOR LINE, NEUTRAL AND EARTH.

NOTE2:
 1. ALARM RELAY TERMINALS CAN HAVE CABLES FROM 0.5 TO 1.5MMSQ.



AC INPUT TERMINALS

AC DISTRIBUTION; INSIDE POWERSHELF MAGAZINE
 1. SMR AC INPUT MCBs
 RATING :18MM 1P 6KA 16A
 MAKE :SCHNEIDER
 QUANTITY :4

1. CONTROLLER :CSU4-120V x 1

2. SMR MODULES
 SMR TYPE :RT12-120VDC/2.4kW
 WIRED SLOT QTY :4
 SMR QTY :4
 SPARE SLOT QTY :0

3. PERIPHERALS
 ALARM RELAY BOARD: MARM x 1
 BATTERY CELL MONITOR : BCM4 x 1 (OPTIONAL)
 MAINS MONITOR BOARD : MMIB2 (3PH) x 1 (OPTIONAL)

4. COMMUNICATION DEVICES (OPTIONAL)
 REMOTE COMMS :ISOLATED TCP/IP with WEBCSU x 1

BATTERY AND LOAD DISTRIBUTION

1. BATTERY / LOAD MCBs NOT PROVIDED
 2. BATTERY CURRENT TRANSDUCERS : 100A x 2

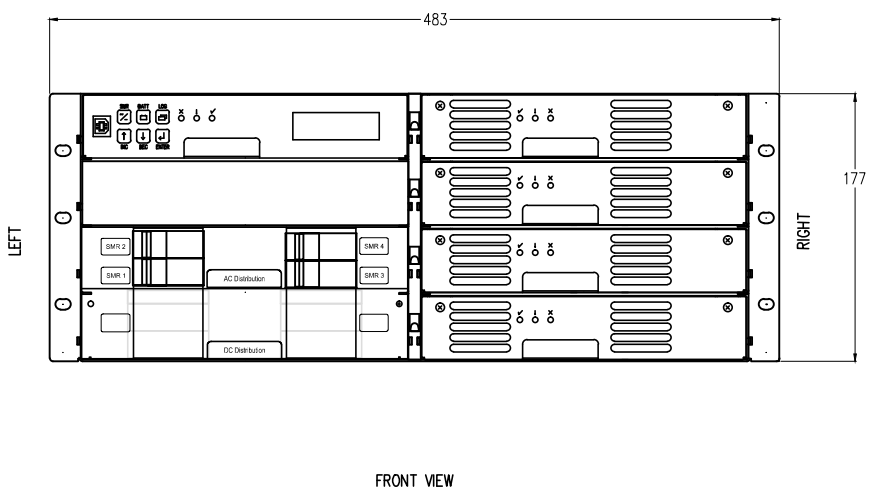
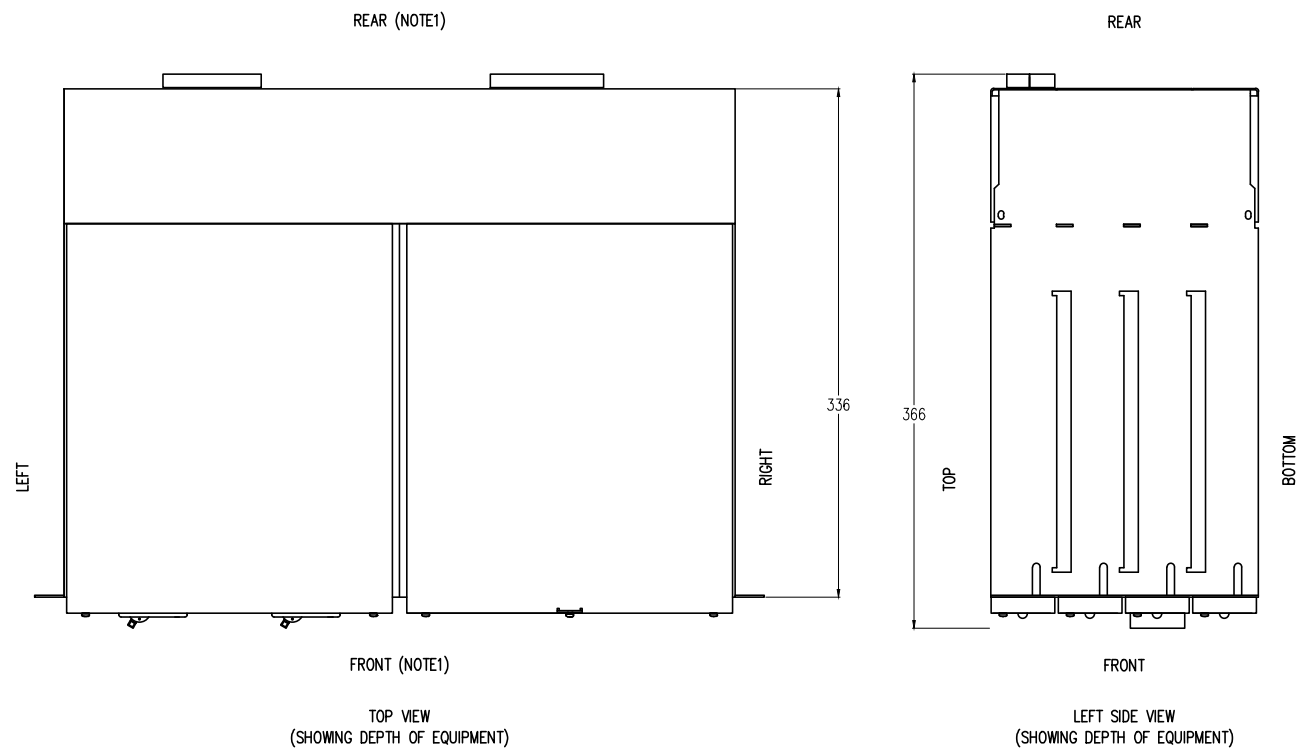
BATTERY AND LOAD TERMINALS
 SIZE :16MMSQ SCREW-TYPE, DIN-MOUNTED
 LOAD 1 :1PIECE ON DC+ AND 1PIECE ON DC-
 BATTERY 1 :1PIECE ON DC+ AND 1PIECE ON DC-
 BATTERY 2 :1PIECE ON DC+ AND 1PIECE ON DC-

GENERAL NOTE:	SIZE: A3	STATUS:	CLIENT: INSERT TEXT HERE	PROJECT TITLE: RT12 120VDC 4U MINI DC UPS	
	PROPRIETARY INFORMATION. Not to be disclosed, copied, or used without prior written permission from Rectifier Technologies. Copyright 2010 Rectifier Technologies. All rights reserved. Subject to change without notice.			SHEET TITLE: SINGLE LINE DIAGRAM (SLD)	
	Rectifier Technologies Pacific Pty. Ltd. 24 Harker Street, Burwood, VIC, Australia, 3125 Phone: +61 3 9896 7588 Fax: +61 3 9896 7566			DWG NO: 955-1526	SHEET: S01

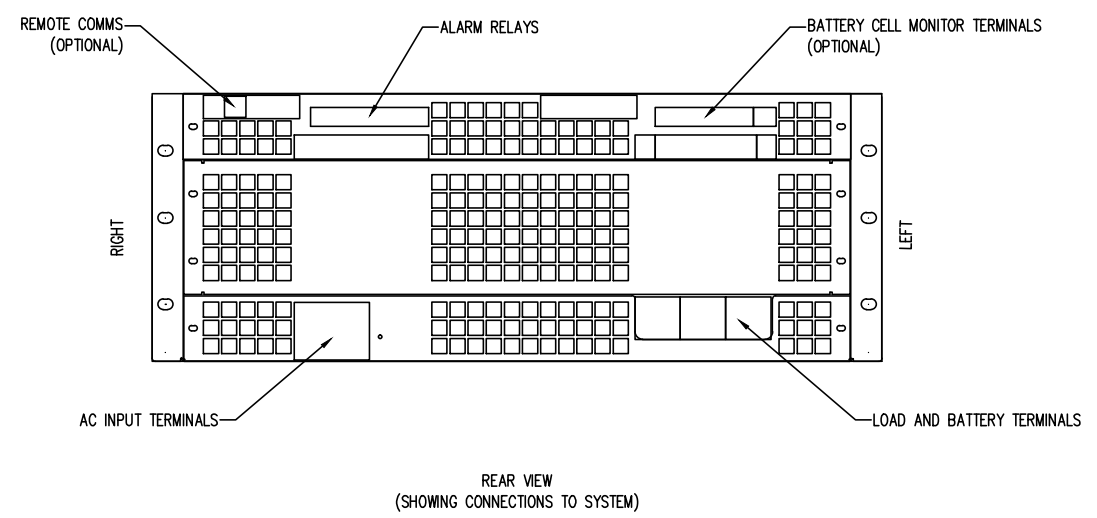
CABLE ENTRY LOCATIONS	
CABLE	LOCATION
AC SUPPLY	REAR
BATTERY	REAR
DC LOADS	REAR
AC LOADS	NA
ALARMS	REAR
COMMS	REAR

NOTE:
 1. SMR MODULES HAVE INTERNAL COOLING FANS THAT DRAW COOL AIR IN AT THE FRONT, AND EXPEL WARMED AIR AT THE REAR.
 2. ENSURE ADEQUATE VENTILATION IS PROVIDED TO THE SYSTEM..

CABINET DETAILS:
 1. NA



POWERSHELF 4RU HIGH, AIZn
 1. SMR MODULES
 RT12-120V/2.4KW x 4
 SEE SHEET S01 FOR DETAILS



1. CSU4-120V x 1

 SMR AC INPUT MCBs
 SEE SHEET S01 FOR DETAILS

GENERAL NOTE:
 1. SCALE 1:5 APPROX. DO NOT SCALE FROM HARDCOPY.
 2. DIMENSIONS ON DRAWING ARE INDICATIVE ONLY. CONFIRM ALL DIMENSIONS WITH ACTUAL UNIT WHEN PREPARING FOR INSTALLATION.

SIZE: A3	STATUS:	CLIENT: INSERT TEXT HERE	PROJECT TITLE: RT12 120VDC 4U MINI DC UPS
PROPRIETARY INFORMATION. Not to be disclosed, copied, or used without prior written permission from Rectifier Technologies. Copyright 2010 Rectifier Technologies. All rights reserved. Subject to change without notice.		SHEET TITLE: LAYOUT - CABINET VIEWS WITH EQUIPMENT	
Rectifier Technologies Pacific Pty. Ltd. 24 Harker Street, Burwood, VIC, Australia, 3125 Phone: +61 3 9896 7588 Fax: +61 3 9896 7566		DWG NO.: 955-1526	SHEET: L02
			ISSUE: 01

